



American Indians in North Carolina
Focus II

***Haliwa-Saponi, Lumbee, Meherrin, and Occaneechi Band
of the Saponi Nation Tribes***

Distance Learning Program Materials



Educator Information

Thanks for watching *American Indians in North Carolina, Focus II!* Everything you need is in this package, except for pencils and the video. The program usually takes 45 minutes to an hour to complete.

Before you begin the video, here's what you need to do:

1. Divide the class into four groups.
2. Print the materials needed.

Materials Needed	Copies Needed
Presentation Sign-Up Sheet	1 for each group- 4 total
Group Quizzes	1 for each group- 4 total
Presentation Materials Focus II	
Group 1 Occaneechi Materials	Pages A, B, C, D & cultural object photo
Group 2 Meherrin Materials	Pages A, B, C, D & cultural object photo
Group 3 Haliwa-Saponi Materials	Pages A, B, C, D & cultural object photo
Group 4 Lumbee Materials	Pages A, B, C, D & cultural object photo

3. Ask the members of each group to complete the presentation sign-up sheet. Remember more than one person can share a job.
4. Ready? Start the video, but be prepared to pause it when the Museum Instructor prompts you to do so. **Please do not pass out materials (except for the presentation sign-up sheet) until prompted to do so during the video.**

During the video:

1. Hand out the quiz sheets and Pages A, B, C, and D, along with the cultural object pictures when requested by the Museum Instructor.
2. Monitor group activity and assist students who are having difficulty.
3. Help facilitate discussion on the topics presented in the class. Keep students on topic and help them follow directions.

After the video:

1. We will contact users with an online evaluation form and hope you will complete it!
2. Check the museum website for additional resources relating to American Indians in North Carolina.

Thank you for helping us make this program a meaningful learning experience for your students.

Group Presentation Sign-Up Sheet

Group Number: _____

Please complete before beginning the video.

Dear Educator,
Members of the four groups should complete a copy of this sheet before beginning the video.
Remember, more than one person may share a job.

The following jobs make up your group presentation. Write the name of the person(s) responsible for each job.

1. Present information on the tribe.
Your job is to read the tribal information to your group and to share information about the tribe with the class.

Name:

2. Present the county map.
After your group has located the counties for your tribe, your job is to color in the counties, write the tribe name across the sheet, and present the map during the presentation.

Name:

3. Present the cultural object.
Your job is to read the information on the object to your group, share the image or object, and to tell the class about your object.

Name:

4. Introduce the video.
Your job is to enthusiastically read the video introduction to the class when your group makes its presentation.

Name:

Group Quiz Sheet

Distribute one Quiz Sheet and a pencil to each group when prompted by the instructor during the video.

As a group, come up with your best guesstimates for each question!

1. How many American Indians live in North Carolina today?

2. How many tribes or tribal groups are recognized in North Carolina today?

3. What types of jobs are performed by American Indians in North Carolina?

Group 1/Occaneechi Band of the Saponi Nation
Page A

Occaneechi Band of the Saponi Nation

The Occaneechi Band of the Saponi Nation descend from Saponi and related Indians of the piedmont of North Carolina and Virginia.

Explorer John Lawson met members of the tribe when travelling in the area that is now Hillsborough in 1701.

The Occaneechi Band of the Saponi Nation live in the old “Texas” Community in the piedmont region of North Carolina.

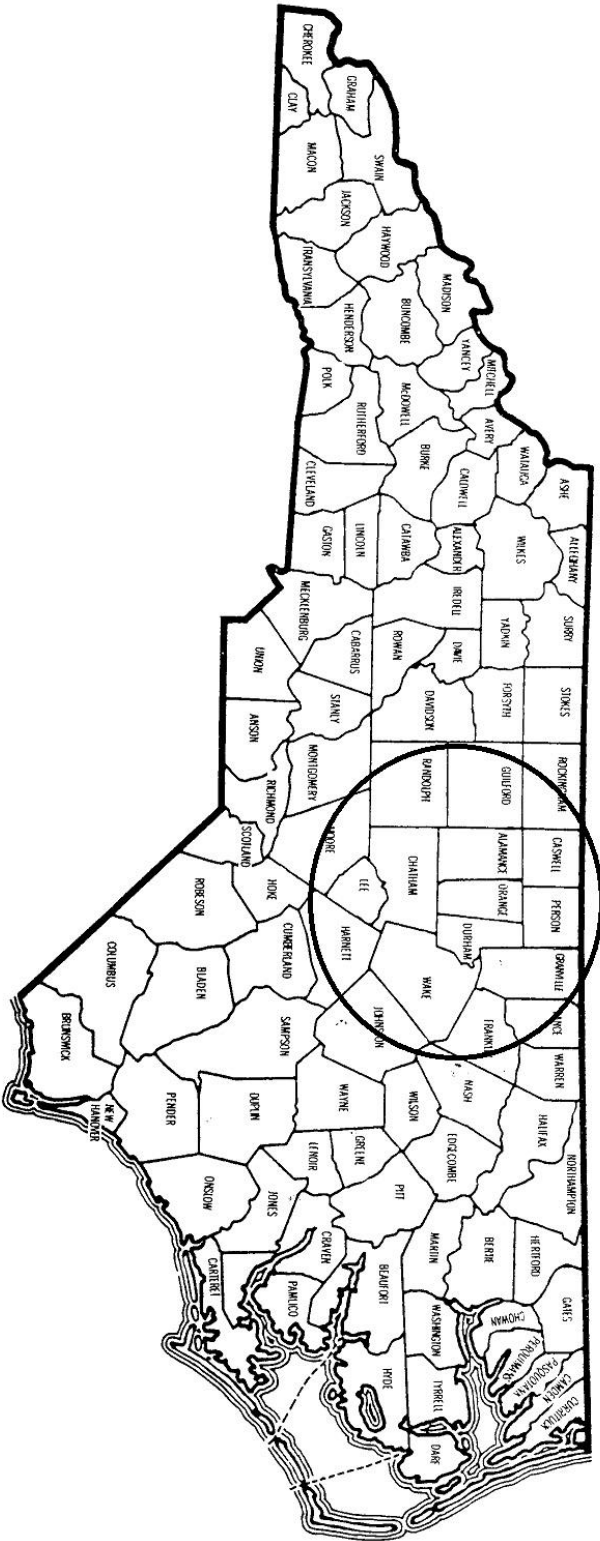
Members of the tribe number about 1,100. In the early 2000s, the tribe bought communal land and developed ceremonial grounds and an orchard. Plans include a museum and historic village as well.

Group 1/Occaneechi Band of the Saponi Nation
Page B

Look at the area circled on the map below. Find the counties for your tribe within the circle. Color in the counties for your tribe. Write the name of your tribe on the top of the county map.

Tribe: Occaneechi Band of the Saponi Nation

Counties: Alamance and Orange



Group 1/Occaneechi Band of the Saponi Nation
Page C

Sage

Sage is a plant that has always been important to American Indians.

When it is burned, it produces a scented smoke. The smoke is spread by waving a feather or a person's hand through it.

The smoke is waved around a person, an object, or a place as a form of blessing.

This process is called smudging, and it has always been part of American Indian culture.

Occaneechi Band of the Saponi Nation Cultural Object Image



Group 1/Occaneechi Band of the Saponi Nation
Page D

Legends Video

American Indians have many stories and legends. These stories tell the history of tribes and also teach lessons. Many of the characters in the stories are animals.

Today, American Indian storytellers still tell stories that have been around for hundreds of years. By doing this, the stories never die.

This video clip shows some storytellers from different tribes. It tells the legend of Lake Waccamaw. This lake is central to the Waccamaw-Siouan tribe, another Siouan-language related tribe.

Let's roll the video!

Meherrin

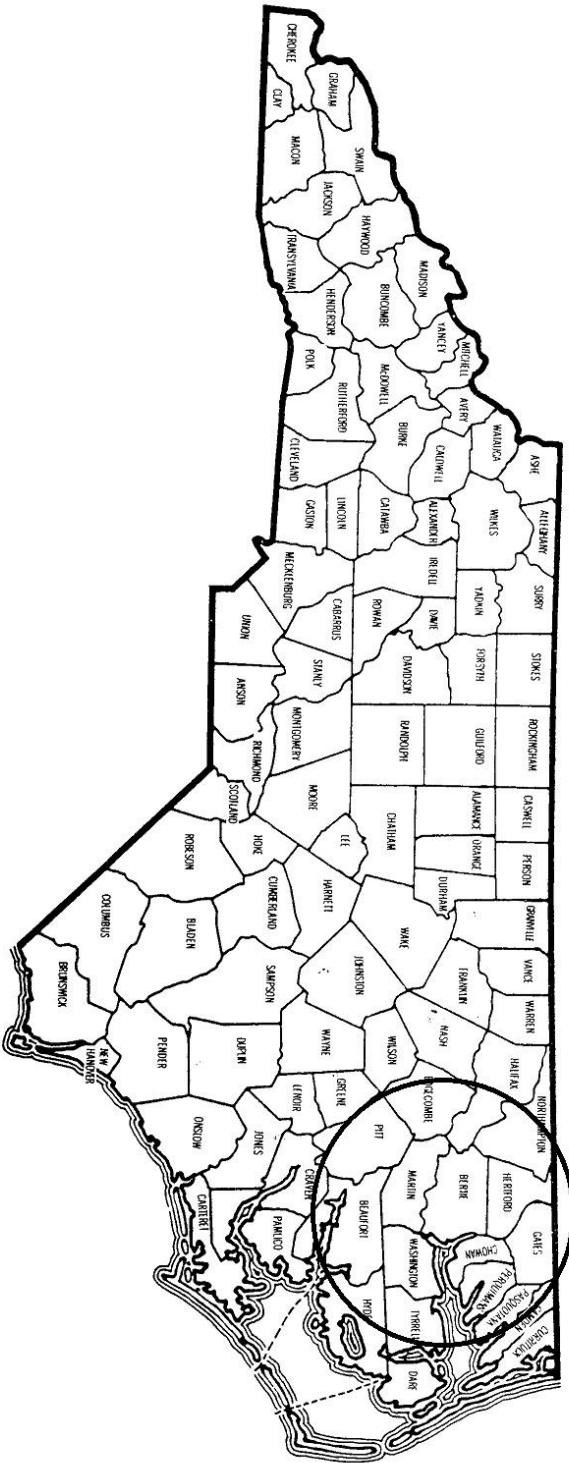
The Meherrin Indians were encountered by English colonists in 1650 near the Meherrin River in the colony of Virginia.

The Meherrin call themselves Kauwets'a:ka (gau went ch-AAga) or People of the Water. They are an Iroquois Nation that share traditions and language with the Cherokee and Tuscarora.

Today there are more than 900 Meherrin. Many live near the tribal lands in Hertford County.

Meherrin are proud of their involvement in defending their "Turtle Island," (the United States). Members of the tribe have participated in every major war in our history.

Group 2/Meherrin
Page B



Look at the area circled on the map below. Find the counties for your tribe within the circle. Color in the counties for your tribe. Write the name of your tribe on the top of the county map.

Tribe: Meherrin

Counties: Hertford

Group 2/Meherrin
Page C

Pine Needle Basket

This is just one example of the crafts made by American Indians in North Carolina.

It is the beginning of a pine needle basket being made by an artist.

The needles are collected after they have fallen from longleaf pine trees, and then they are washed and left to dry. After drying, they are used to make baskets.

Many American Indian crafts are made from items found in nature.

Meherrin Cultural Object Photo



Group 2/Meherrin

Page D

Crafts Video

Handmade crafts are part of North Carolina's American Indian culture.

These crafts are usually made of natural materials such as wood, stone, and clay.

Members of tribes pass along their knowledge to interested young people.

The craftspeople you will see in the video enjoy sharing information about their skills and the history of the crafts with others.

Let's roll the video!

Haliwa-Saponi

There are about 3,800 Haliwa-Saponi living in our state today.

In the early 1700s they settled in an area known as the Meadows.

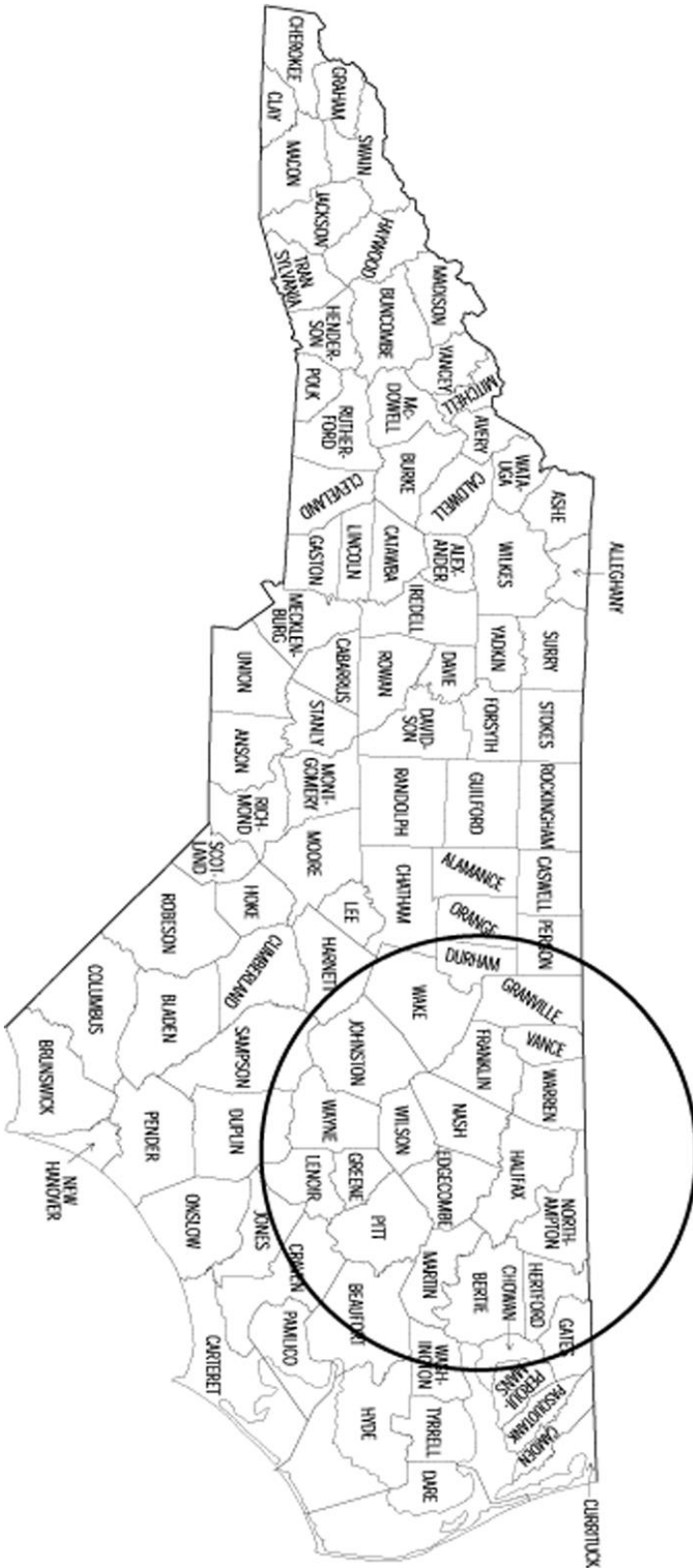
It is the same place they live today.

The name Haliwa comes from the names of the counties where they live, Halifax and Warren.

Education has always been important to the Haliwa-Saponi; they started their own school for tribal children.

Their powwow is celebrated in April.

Group 3/Haliwa-Saponi
Page B



Look at the area circled on the map below. Find the counties for your tribe within the circle. Color in the counties for your tribe. Write the name of your tribe on the top of the county map.

Tribe: Haliwa-Saponi

Counties: Halifax and Warren

Group 3/Haliwa-Saponi
Page C

Deer Toe Rattle

This rattle is made from deer toes and rawhide.

It makes an interesting rattling sound.

When a dancer wears this type of rattle around the ankle, the rattle is called a clacker.

It lets you hear the sounds from the dancer's feet.

Deer toe rattles are also used as musical instruments and toys.

Haliwa-Saponi Cultural Object Photo



Group 3/Haliwa-Saponi
Page D

American Indian Schools Video

American Indian children learned many things from their families and members of their tribes.

But there came a time when Indian parents wanted their children to attend school.

This video clip looks at a Lumbee school and also visits a Haliwa-Saponi charter school that teaches children from kindergarten through high school.

Let's roll the video!

Group 4/Lumbee
Page A

Lumbee

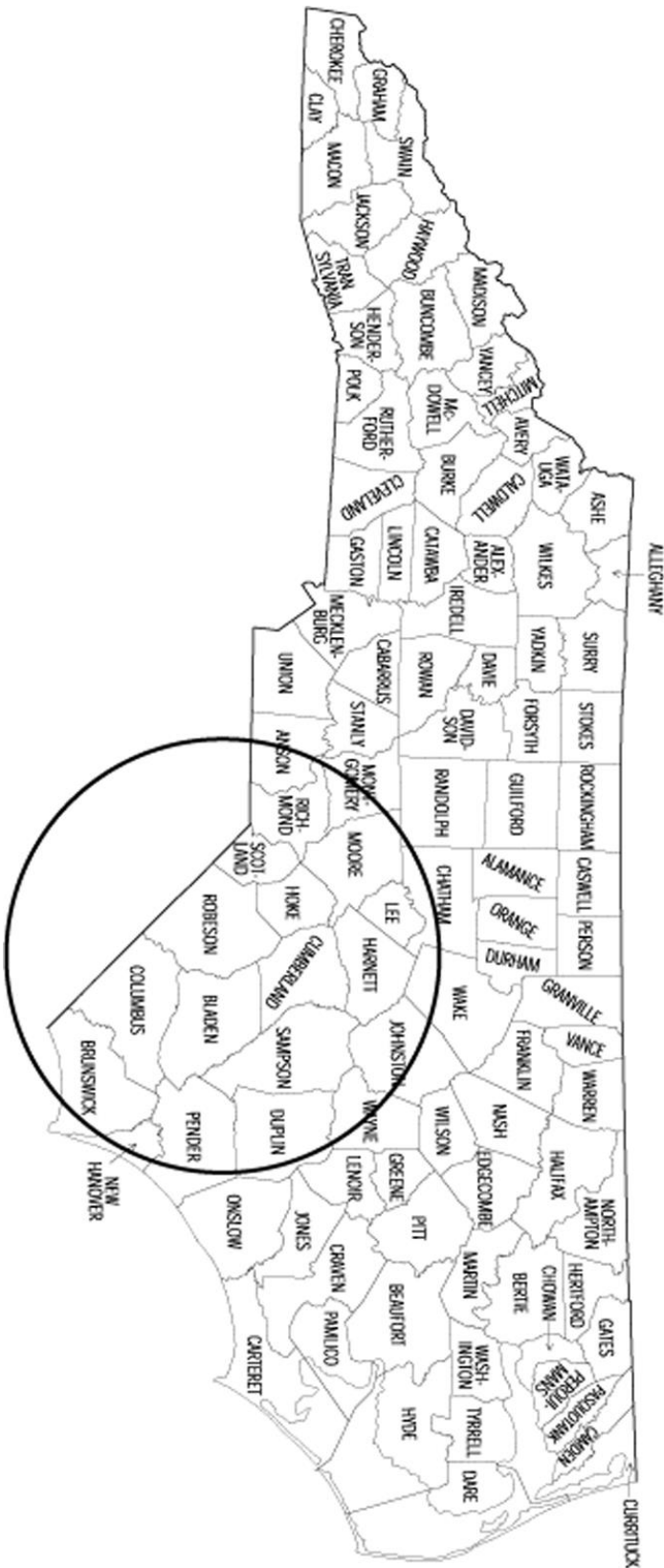
The Lumbee tribe is the largest tribe in North Carolina. There are over 55,000 Lumbee in our state. The Lumbee tribe is the ninth-largest tribe in the United States.

The Lumbee name comes from the Lumber River. Lumbee people were first seen by settlers in 1724 living along the Lumber River that flows through Robeson County.

The Lumbee have worked hard to create community. That is why many Lumbee live in Robeson County or other neighboring counties.

The Lumbee have two big events every year: the homecoming around the Fourth of July and the powwow in October.

Group 4/Lumbee
Page B



Look at the area circled on the map below. Find the counties for your tribe within the circle. Color in the counties for your tribe. Write the name of your tribe on the top of the county map.

Tribe: Lumbee

Counties: Robeson, Hoke, Scotland, and Cumberland

Group 4/Lumbee
Page C

Feather

Feathers are very special to American Indians. This turkey feather could be used on a dancer's outfit, which is called regalia.

The most honored feather is the eagle feather. Eagle feathers were given to warriors for acts of bravery.

Today, feathers are given to honor people. During a powwow, if a feather falls off a dancer's regalia, the powwow stops and there is a ceremony to pick it up.

Lumbee Cultural Object Photo



Group 4/Lumbee
Page D

Powwow Video

A powwow is a tradition that has been around for about 65 years. It is a weekend event where a tribe's customs are practiced and celebrated.

The powwow is a great time for family and friends to get together. It also allows the tribe to share its culture and customs with all people.

The video clip you are about to see includes different dances performed at the powwows of many tribes.

Let's roll the video!

Museum Contact Information

We hope that you have enjoyed taking part in this distance learning program. We invite your comments and questions. Please take advantage of other distance learning programs offered by the North Carolina Museum of History, including History-in-a-Box kits, videos on demand, educator notebooks, and the Tar Heel Junior Historian Association, as well as professional development opportunities for educators. For more information, visit BeyondTheExhibits.com

North Carolina Museum of History
4650 Mail Service Center
Raleigh, NC 27699-4650

Phone: 919-807-7984

<http://ncmuseumofhistory.org/>

Division of State History Museums • Office of Archives and History

North Carolina Department of Cultural Resources, www.ncculture.com

