

# Nine-patch quilt square decoration

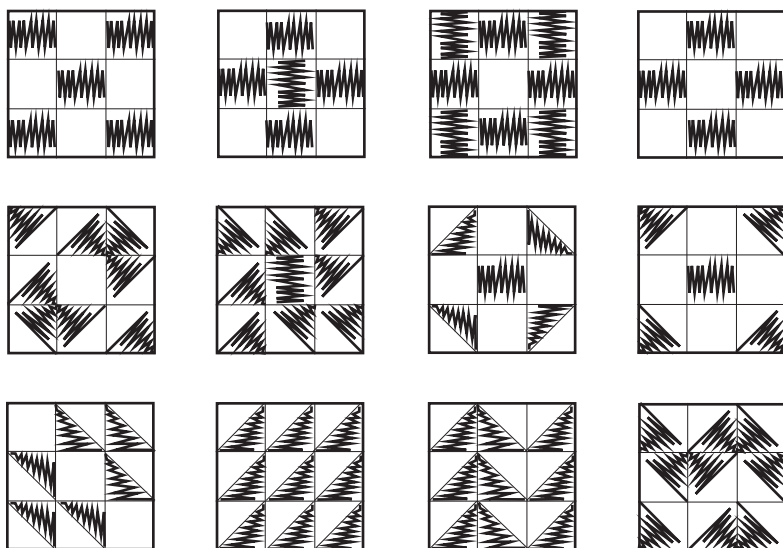
The African American Quilt Circle (AAQC) was founded in Durham, NC, in 1998 as a way of preserving the heritage of quilting in the African-American community.

People have sewn quilts with nine-patch squares for a long time. The design looks simple, but you can make many different shapes using this pattern. Try some!

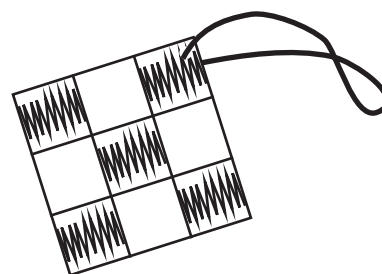



**African American Quilt Circle**  
of DURHAM, NORTH CAROLINA

**Supplies** this craft sheet, scissors, construction or scrapbook paper in several colors, colored pencils or markers, ruler, pencil, glue stick, hole punch, yarn or ribbon



1. Choose a nine-patch pattern from the examples above or make up your own. Recreate it on one half of the decoration using 1x1-inch paper squares and glue, colored pencils, or markers.
2. Create another nine-patch pattern on other half of the decoration.
3. Cut out the decoration on the heavy line. Fold it in half on the dotted line, patterns on the outside, and glue its sides together. Punch a hole in one corner of the finished piece and add ribbon or yarn. Hang and enjoy!



NORTH CAROLINA  
MUSEUM OF HISTORY

*A Smithsonian Affiliate*